


Taking Radiographs with Opti-X™

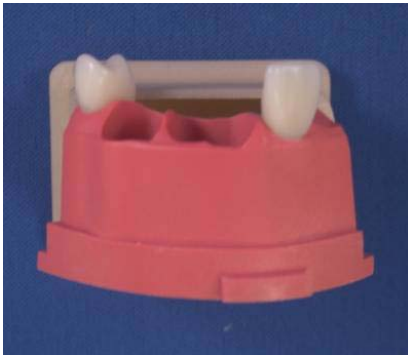
Included free in each kit, the Opti-X™ allows you to quickly take x-rays without wax. This provides you more time to perform all required endo procedures with predictable outcomes.

Simply place the x-ray film on the underside and insert the endo module as depicted below for optimum results.



Facial-Lingual

Central, Lateral or Cuspid

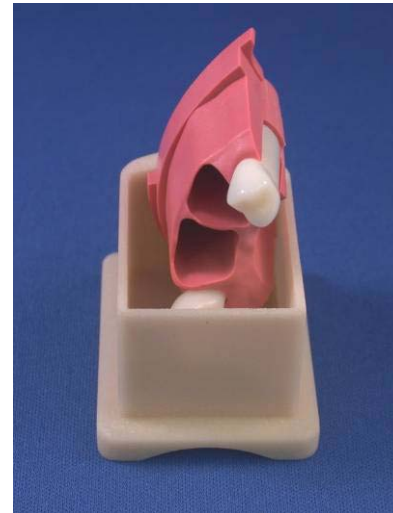


Premolar, Molar




Mesial-Distal

Central, Lateral or Cuspid



Premolar, Molar



Consistent and Effortless Radiographs